

AC ADAPTER AD-1210P

Please follow the instructions in this manual to obtain the optimum results from this unit.

We also recommend that you keep this manual handy for future reference.

1. GENERAL DESCRIPTION

The AD-1210P AC Adapter is designed to operate the Packet Intercom IP Stations on AC power.

2. SAFETY PRECAUTIONS

- Be sure to read the instructions in this section carefully before use.
- Make sure to observe the instructions in this manual as the conventions of safety symbols and messages regarded as very important precautions are included.
- We also recommend you keep this instruction manual handy for future reference.

WARNING

Indicates a potentially hazardous situation which, if mishandled, could result in death or serious personal injury.

- Do not expose the unit to rain or an environment where it may be splashed by water or other liquids, as doing so may result in fire or electric shock.
- Use the unit only with the voltage specified on the unit. Using a voltage higher than that which is specified may result in fire or electric shock.
- Do not cut, kink, otherwise damage nor modify the power supply cord. In addition, avoid using the power cord in close proximity to heaters, and never place heavy objects -- including the unit itself -- on the power cord, as doing so may result in fire or electric shock.
- Should the following irregularity be found during use, immediately, disconnect the power supply plug from the AC outlet and contact your nearest TOA dealer. Make no further attempt to operate the unit in this condition as this may cause fire or electric shock.
 - If you detect smoke or a strange smell coming from the unit.
 - If water or any metallic object gets into the unit
 - If the unit falls, or the unit case breaks
 - If the power supply cord is damaged (exposure of the core, disconnection, etc.)
- To prevent a fire or electric shock, never open nor remove the unit case as there are high voltage components inside the unit.

CAUTION

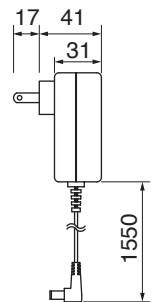
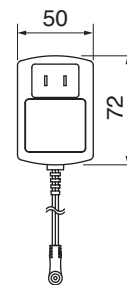
Indicates a potentially hazardous situation which, if mishandled, could result in moderate or minor personal injury, and/or property damage.

- Never plug in nor remove the power supply plug with wet hands, as doing so may cause electric shock.
- Avoid installing the unit in humid or dusty locations, in locations exposed to the direct sunlight, near the heaters, or in locations generating sooty smoke or steam as doing otherwise may result in fire or electric shock.
- Remove the power supply plug from the AC outlet when moving the connected equipment, as doing otherwise may cause damage to the power cord, resulting in a fire.
- If dust accumulates in the wall AC outlet, a fire may result. Clean it periodically.
- Unplug the power supply plug from the AC outlet for safety purposes when cleaning or leaving the unit unused for 10 days or more. Doing otherwise may cause a fire or electric shock.

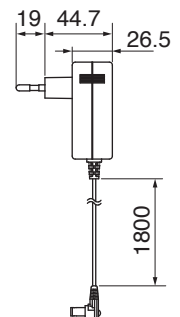
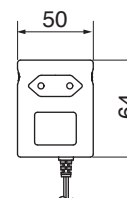
3. DIMENSIONAL DIAGRAM

Unit: mm

[CU version]



[CE version]



4. SPECIFICATIONS

Power Source	CU version: 100 to 240 V AC, 50/60 Hz CE version: 230 V AC, 50 Hz
Output	12 V DC, 1 A
Current Consumption	CU version: 270 mA (rated output) CE version: 400 mA (rated output)
Plug (Conductor)	Center positive, ø5.5 x ø2.1 x length 9.5 mm
Operating Temperature	0 to 40°C
Finish (Case)	CU version: Polycarbonate, black CE version: PC/ABS alloy, black
Weight	CU version: 110 g CE version: 104 g

Note: The design and specifications are subject to change without notice for improvement.

URL: <http://www.toa.jp/>