

GOOSENECK MICROPHONE

EM-800

Thank you for purchasing TOA's Gooseneck Microphone.
Please carefully follow the instructions in this manual to ensure long, trouble-free use of your equipment.

1. SAFETY PRECAUTIONS

- Before installation or use, be sure to carefully read all the instructions in this section for correct and safe operation.
- Be sure to follow all the precautionary instructions in this section, which contain important warnings and/or cautions regarding safety.
- After reading, keep this manual handy for future reference.

CAUTION

Indicates a potentially hazardous situation which, if mishandled, could result in moderate or minor personal injury, and/or property damage.

- Do not expose the unit to rain or an environment where it may be splashed by water or other liquids, as doing so may result in electric shock.
- (When attached to the ST-800) Avoid installing or mounting the unit in unstable locations, such as on a rickety table or a slanted surface. Doing so may result in the unit falling down and causing personal injury and/or property damage.
- Do not lay the connection cable where it can be walked on or tripped over, causing personal injury.

2. GENERAL DESCRIPTION

The EM-800 is a slim, high-quality, cardioid condenser microphone designed for use in conference rooms, lecture halls, and paging applications. It can be plugged into an input connector XLR-3-11 or equivalent.

3. FEATURES

- Gooseneck at both ends of the shaft assures the stability for microphone position and the flexibility for angle adjustment.
- Excellent high frequency characteristics, realizing clear sound quality.
- Use of a dedicated optional ST-800 Microphone Stand allows the EM-800 to be placed on a speech desk or table in a conference room.

4. HANDLING PRECAUTIONS

- Be sure to turn off the phantom power switch on the equipment that the unit is connected to before connecting or disconnecting the unit. As doing otherwise may cause loud noise or damage to the unit or connected equipment.
- Avoid installing the unit in humid or dusty locations, in locations exposed to the direct sunlight, near the heaters, or in locations generating sooty smoke or steam as doing otherwise may result in unit failure.
- Take care not to drop the unit onto the floor nor bump it against a hard object as the unit could fail.
- Avoid using a mobile telephone near the microphone in use. Noise could be picked up.
- To clean, be sure to first disconnect the connection cable, then wipe with a dry cloth. When the unit gets very dirty, use a cloth damped in a neutral cleanser. Never use benzene, thinner, alcohol, or chemically-treated cleaning cloth because such volatile liquids could deform or discolor the unit.
- Neither bend the gooseneck more than 90° in any direction nor rotate it, as this could lead to microphone failures.
- (When attached to the ST-800) Do not pick up the microphone stand by the microphone, as this could lead to failure.

5. SPECIFICATIONS

Element	Electret condenser
Polar Pattern	Cardioid
Rated Impedance	120 Ω, balanced
Rated Sensitivity	-35 dB (0 dB = 1 V/Pa, 1 kHz)
Frequency Response	60 Hz – 20 kHz
Phantom Power	9 – 52 V DC
Output Connector	XLR-3-12 or equivalent
Finish	Main body and shaft: Copper alloy, black, semi-gloss, paint
Dimensions	ø12 x 420 (d) mm (ø0.47" x 16.54")
Weight	135 g (0.3 lb)
Accessory	Windscreen 1

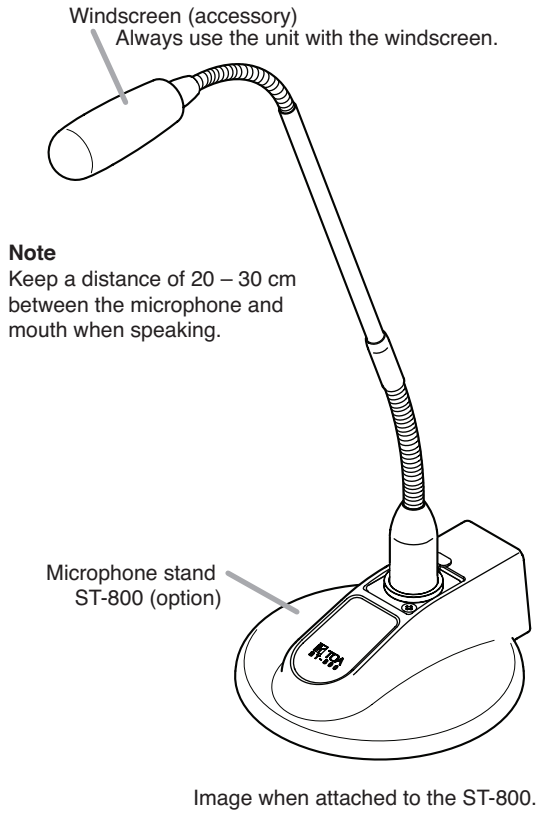
Note: The design and specifications are subject to change without notice for improvement.

• Optional product

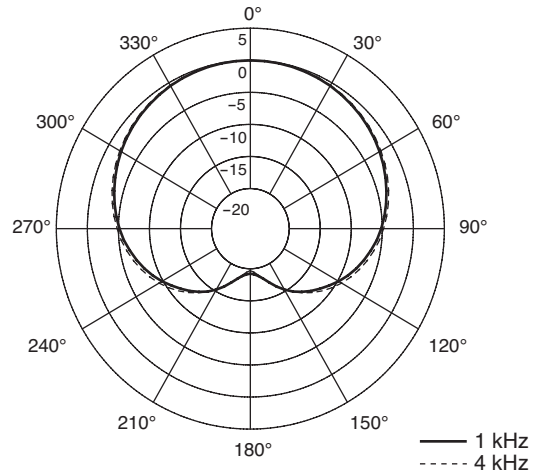
Microphone stand: ST-800



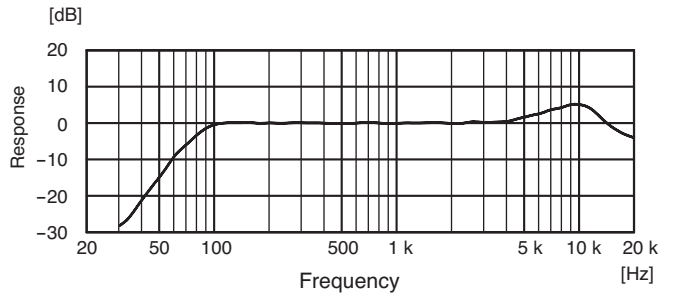
6. APPEARANCE



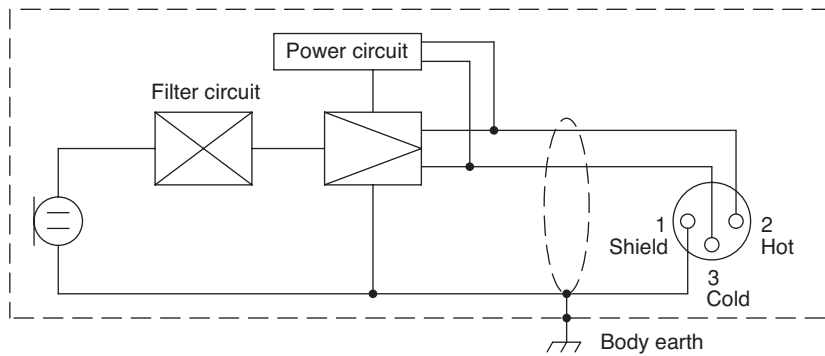
7. DIRECTIVITY CHARACTERISTICS



8. FREQUENCY RESPONSE



9. CIRCUIT DIAGRAM



Traceability Information for Europe (EMC directive 2004/108/EC)

Manufacturer:
TOA Corporation
7-2-1, Minatojima Nakamachi, Chuo-ku, Kobe, Hyogo, Japan

Authorized representative:
TOA Electronics Europe GmbH
Suederstrasse 282, 20537 Hamburg, Germany