

# SUBSTATIONS

**RS-450**  
**RS-460**  
**RS-470**

Thank you for purchasing TOA's Substation.

Please carefully follow the instructions in this manual to ensure long, trouble-free use of your equipment.

**Note:** For operation of the units, refer to the N-8000 series operating instructions.

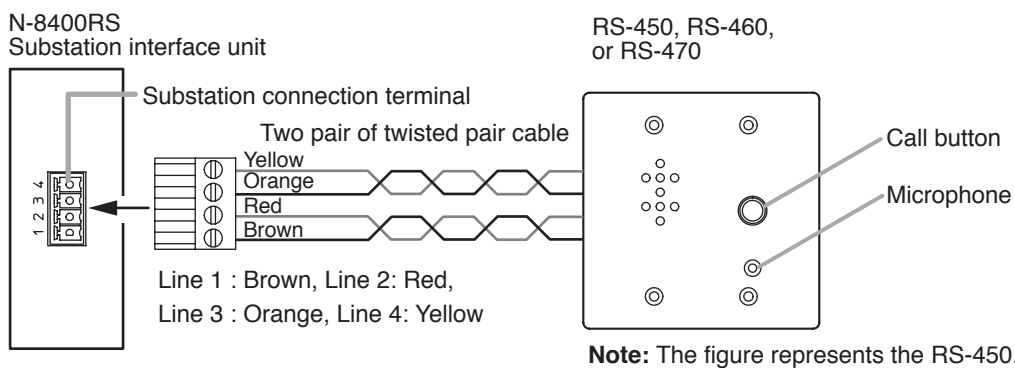
## 1. GENERAL DESCRIPTION

The RS-450, RS-460, RS-470 are substations to be connected to the N-8400RS Substation Interface Unit. The RS-450 features indoor design, the RS-460 robust indoor design, and the RS-470 robust design with Dust/Water Protection Conforming to IP54 level.

### Warning

This is a class A product. In a domestic environment this product may cause radio interference in which case the user may be required to take adequate measures.

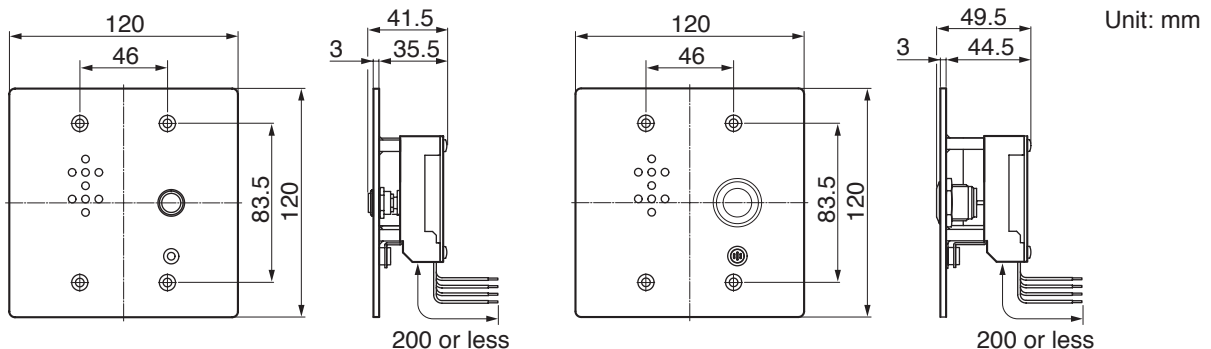
## 2. CONNECTIONS



## 3. INSTALLATION

[RS-450 dimensional diagram]

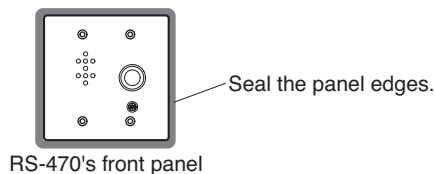
[RS-460/470 dimensional diagram]



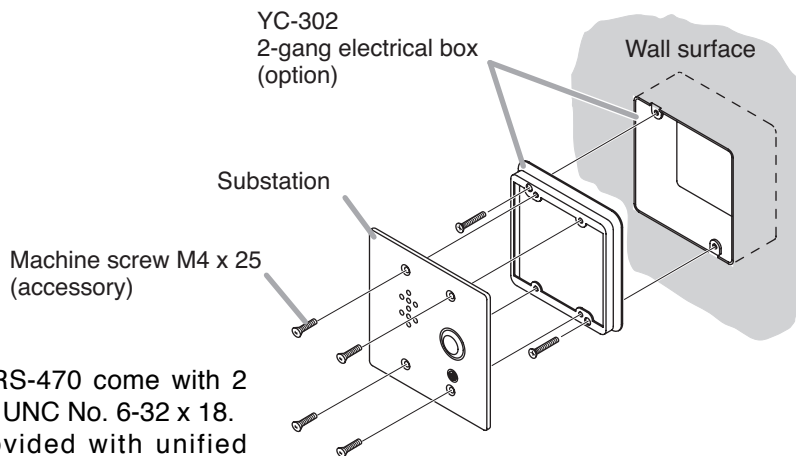
Mount the substation to the YC-302 2-gang electrical box mounted in the wall.

**Notes**

- When using the PA paging function, keep the station as far away from the PA paging speaker as possible to avoid acoustic feedback.
- When installing the RS-470 at outdoor or locations where it gets wet with water, tightly seal the panel edges. Besides, provide a weep hole at the underside of the mounting box to permit water to drain off.



**[In-wall mounting using an electrical box]**



**Accessory screws**

The RS-450, RS-460, and RS-470 come with 2 types of screws: M4 x 25 and UNC No. 6-32 x 18. For the electrical box provided with unified threads, use the UNC No. 6-32 x 18.

**Note:** This figure represents the RS-460/470.

**4. SPECIFICATIONS**

Model No.	RS-450	RS-460	RS-470
Call Button	Momentary (Emergency call: Press twice within 400 ms.)		
Rated Input	1 W		
Internal Speaker	Cone-type		
Internal Mic	Electret condenser type		
Wiring	Twisted pair cables (2-pair)		
Transmission Range	1000 m/ø0.5 mm (AWG24), 1500 m/ø0.65 mm (AWG22), 2000 m/ø0.9 mm (AWG19)		
Operating Temperature	-10 to +50°C (Temperature range not to freeze the speaker and switch)		
Housing Protection	—	BS EN62262: 2002: IK02 equivalent	
Dust/Water Protection	—		IP54
Finish (Panel)	Stainless steel, hairline		
(Call button)	Resin, black	Metal, silver	
(Circuit board)	(RS-470 only) Weather-resistant coating		
Dimensions (w)	120 mm		
(h)	120 mm		
(d)	41.5 mm	49.5 mm	
Weight	510 g	540 g	550 g
Accessory	No. 6-32 UNC x 18 ... 4, Machine screw M4 x 25 ... 4		
Applicable Box	2-gang electrical box: YC-302 (option)		

**Traceability Information for Europe (EMC directive 2004/108/EC)**

Manufacturer:  
 TOA Corporation  
 7-2-1, Minatojima Nakamachi, Chuo-ku, Kobe, Hyogo,  
 Japan

Authorized representative:  
 TOA Electronics Europe GmbH  
 Suederstrasse 282, 20537 Hamburg,  
 Germany