

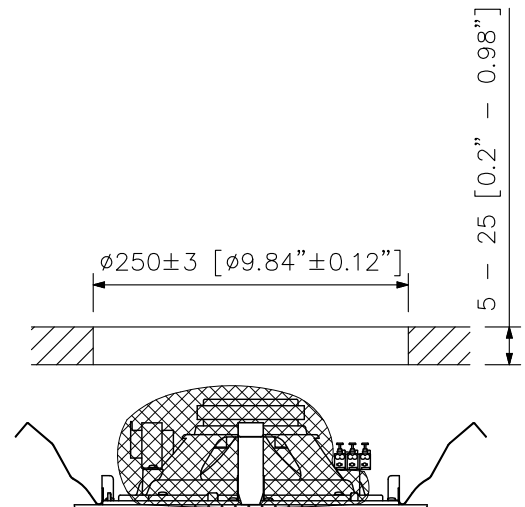
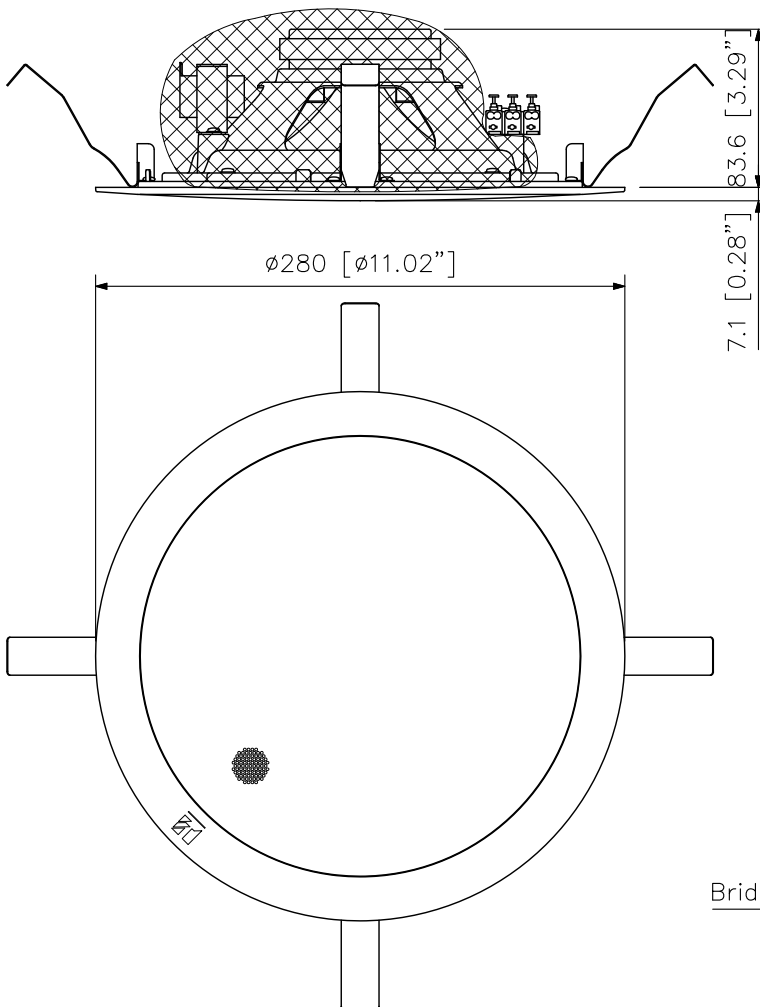
DESCRIPTION

Integrated with a speaker unit and panel, the PC-2852 Ceiling Mount Speaker is of all metallic construction and ideal for use in a voice alarm system. It features spring clamp mechanism for easy speaker mounting to the ceiling. The input impedance can be easily changed by changing the tap position of the transformer. The push-in type input terminal block makes cable connections easy and allows bridge wiring.

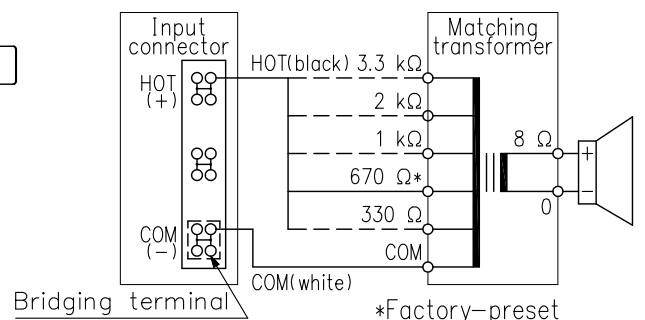
SPECIFICATIONS

Rated Input	15 W (100 V, 70 V line)
Rated Impedance	100 V line: 670 Ω (15 W), 1 kΩ (10 W), 2 kΩ (5 W), 3.3 kΩ (3 W) 70 V line: 330 Ω (15 W), 670 Ω (7.5 W), 1 kΩ (5 W), 2 kΩ (2.5 W), 3.3 kΩ (1.5 W)
Sensitivity	96 dB (1 W, 1 m) (500 Hz – 5 kHz, pink noise)
Frequency Response	45 Hz – 20 kHz (peak -20 dB)
Speaker Component	20 cm (8") coaxial cone-type
Dimensions for Fixing Hole	Mounting hole: $\phi 250 \pm 3$ mm ($\phi 9.84" \pm 0.12"$) Ceiling thickness: 5 – 25 mm (0.2" – 0.98")
Speaker Mounting Method	Spring clamp
Applicable Cable	600 V vinyl-insulated cable (IV wire or HIV wire) Solid copper wire: $\phi 0.8$ – $\phi 1.6$ mm (equivalent to AWG 20 – 14) 7-core twisted copper wire: 0.75 – 1.25 mm ² (equivalent to AWG 18 – 16)
Connection	Push-in connector (bridging terminal-2 branch type)
Finish	Baffle: Steel plate, white (RAL 9016 equivalent), paint Grille: Surface-treated steel plate net, white (RAL 9016 equivalent), paint
Dimensions	$\phi 280 \times 92$ (D) mm ($\phi 11.02" \times 3.62"$)
Weight	1.6 kg (3.53 lb)
Accessory	Paper pattern *1

APPEARANCE



Mounting Diagram
(scale: 1/6)



*Factory-preset
Note: Never connect to the 330 Ω tap in a 100 V line system.

Wiring Diagram

UNIT: mm SCALE: 1/4